

GATEWAY

DIAGNOSTIC IMAGING

BECAUSE PATIENTS DESERVE MORE FOR LESS

KELLER/ALLIANCE
 Phone (817) 799-6700
 Fax (817) 999-9114
 MRI 3T Open Bore • CT
 U/S • X-Ray

WEATHERFORD
 Phone (817) 599-8995
 Fax (817) 599-6795
 MRI 1.5T • CT
 U/S • X-Ray

FT. WORTH MEDICAL DISTRICT
 Phone (817) 289-2002
 Fax (817) 289-2010
 MRI 1.5T
 Open MRI
 CT • U/S • X-Ray

MID-CITIES
 Phone 817-GATEWAY (428-3929)
 Fax (817) 428-1771
 MRI 1.5T • CT
 U/S • X-Ray

FRISCO
 Phone: (214) 618-3100
 Fax: (214) 618-8508
 MRI 1.5T • CT
 U/S • X-Ray

PLANO
 Phone (972) 378-3200
 Fax (972) 378-3600
 MRI 1.5T • CT
 U/S • X-Ray

RICHARDSON
 Phone 214-GATEWAY (428-3929)
 Fax (214) 428-1500
 MRI 3T Open Bore • CT
 U/S • X-Ray

GENERAL INFO

PATIENT NAME: _____ DOB: ____/____/____ SEX: ____

PATIENT'S HOME #: _____ MOBILE: _____ MRI/CT TRANSPORT NEEDED (NON-CMS)

INS. NAME: _____ ID#: _____ GROUP#: _____ AUTH. #: _____

PHYSICIAN INFORMATION

REFERRING PHYSICIAN NAME: _____ SIGNATURE: _____

REFERRAL COORDINATOR: _____ PHONE #: _____ FAX#: _____

STAT FAX

STAT CALL #

MRI _____
 (INCLUDING ARTHROGRAMS)

GDI _____
 TO DETERMINE

W&W/O _____

W _____

W/O _____

MRA _____

GDI _____
 TO DETERMINE

W&W/O _____

W _____

W/O _____

CT _____
 (MYELOGRAMS: Plano)

GDI _____
 TO DETERMINE

W&W/O _____

W _____

W/O _____

CTA _____

GDI _____
 TO DETERMINE

W&W/O _____

W _____

W/O _____

ULTRASOUND _____
 (INCLUDING DOPPLER EXAMS: VENOUS, ARTERIAL, CAROTID, AND RENAL)

GENERAL X-RAY _____
 (INCLUDING IVPs W/OUT TOMOS)

NOTES/DX: _____

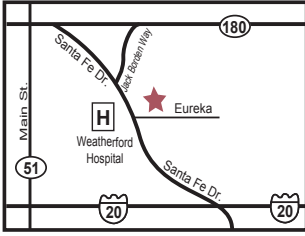
APPOINTMENT / DELIVERY

- CALL AND SCHEDULE PATIENT FOR EXAM
- PATIENT SCHEDULED DATE: _____ TIME: _____
- FILMS *or* CD WITH PATIENT *or* COURIER
- FOLLOW-UP APPT W/ DR. DATE: _____ TIME: _____

SEDATION NEEDED (VALIUM ONLY)

DRUG NAME: VALIUM STRENGTH: 10MG QTY: 1
 DOSAGE FORM: ORAL REFILL(IF ANY): _____
 DIRECTIONS: _____
 PHYSICIAN SIGNATURE: _____
 (NO STAMP)

WEATHERFORD



831 Eureka Street
Weatherford, TX 76086
Phone (817) 599-8995
Fax (817) 599-6795

MODALITIES
MRI 1.5T • CT
U/S • X-Ray

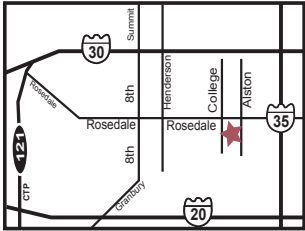
FRISCO



3550 Parkwood Boulevard
Suite C-302
Frisco, TX 75034
Phone: (214) 618-3100
Fax: (214) 618-8508

MODALITIES
MRI 1.5T • CT
U/S • X-Ray

FT. WORTH MEDICAL DISTRICT



1106 Alston Avenue
Suite 175
Ft. Worth, TX 76104
Phone (817) 289-2002
Fax (817) 289-2010

MODALITIES
MRI 1.5T • Open MRI • CT
U/S • X-Ray

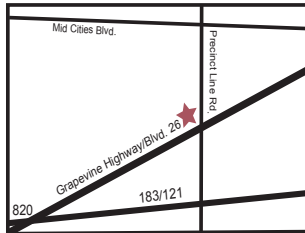
PLANO



3060 Communications Parkway
Suite 103
Plano, TX 75093
Phone (972) 378-3200
Fax (972) 378-3600

MODALITIES
MRI 1.5T • CT
U/S • X-Ray

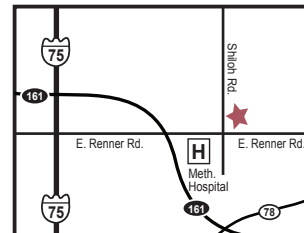
MID-CITIES



9155 Grapevine Highway
Suite 210
North Richland Hills, TX 76180
Phone 817-GATEWAY (428-3929)
Fax (817) 428-1771

MODALITIES
MRI 1.5T • CT
U/S • X-Ray

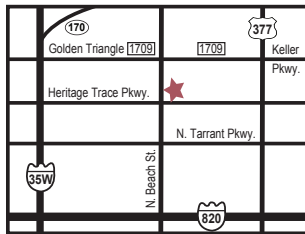
RICHARDSON



3021 East Renner Road
Suite 120
Richardson, TX 75082
Phone 214-GATEWAY (428-3929)
Fax (214) 428-1500

MODALITIES
MRI 3T Open Bore • CT
U/S • X-Ray

KELLER/ALLIANCE



4533 Heritage Trace Parkway
Suite 1401
Fort Worth, TX 76244
Phone (817) 799-6700
Fax (817) 999-9114

MODALITIES
MRI 3T Open Bore • CT
U/S • X-Ray

DID YOU KNOW?

- Gateway is an independent (NOT hospital owned) high-quality, low-cost diagnostic provider
- Hospital-owned competitors charge insured patients MUCH more than Gateway charges

EXAM PREPARATIONS

Prior to your appointment, please inform the Gateway staff if you have prior medical imaging exams and/or previous surgery related to the area of your body of your currently scheduled exam. Bring all prior Films/CDs and reports to your exam.

MAGNETIC RESONANCE IMAGING (MRI)

No preparation is necessary; however, please alert your MRI technologist if:

- You have received a pacemaker, surgical clips, stents, prosthesis, or any other medical implants.
- You have ANY metal objects in your body (metal fragments, bullet fragments, BBs, etc...)

COMPUTED TOMOGRAPHY (CT)

Abdomen and Pelvis CT exams require specific test preparations. Please contact a Gateway staff member to receive preparation instructions.

ULTRASOUND (SONO)

Most SONO exams require specific test preparations. Please contact a Gateway staff member to receive preparation instructions.

X-RAY

No preparation required.